

Using the BlotBot[®]



Step 1 – Program the BlotBot



Select a pre-loaded program or program your own protocol



www.nextadvance.com

518.674.3510

NEXT 
ADVANCE
Innovative Lab Products for the Life Sciences

Step 2 – Add reagents



Add antibody to tubes



Attach wash buffer bottle




www.nextadvance.com

518.674.3510

NEXT 
ADVANCE
Innovative Lab Products for the Life Sciences

Step 3 – Place blot in tray



Place the blot in the tray with the blocking buffer





www.nextadvance.com

518.674.3510

NEXT 
ADVANCE
Innovative Lab Products for the Life Sciences

Step 4 – Load tray in instrument



Place tray in rocker cradle and place cover on tray



www.nextadvance.com


518.674.3510

NEXT 
ADVANCE
Innovative Lab Products for the Life Sciences

Step 5 – Prepare waste tray

Check that the large waste tray is empty

Load 50 mL reagent recovery tubes into holes on sides of waste tray



www.nextadvance.com

518.674.3510

NEXT 
ADVANCE
Innovative Lab Products for the Life Sciences

Step 6 – Start the run

Set the number of compartments that will be used

Confirm wash buffer is present and waste tray is empty

Start the run!



www.nextadvance.com

518.674.3510

NEXT 
ADVANCE
Innovative Lab Products for the Life Sciences

Enjoy your free time!




www.nextadvance.com

518.674.3510

NEXT 
ADVANCE
Innovative Lab Products for the Life Sciences

Step 7 – Remove tray from machine



Remove the tray and take the blot out

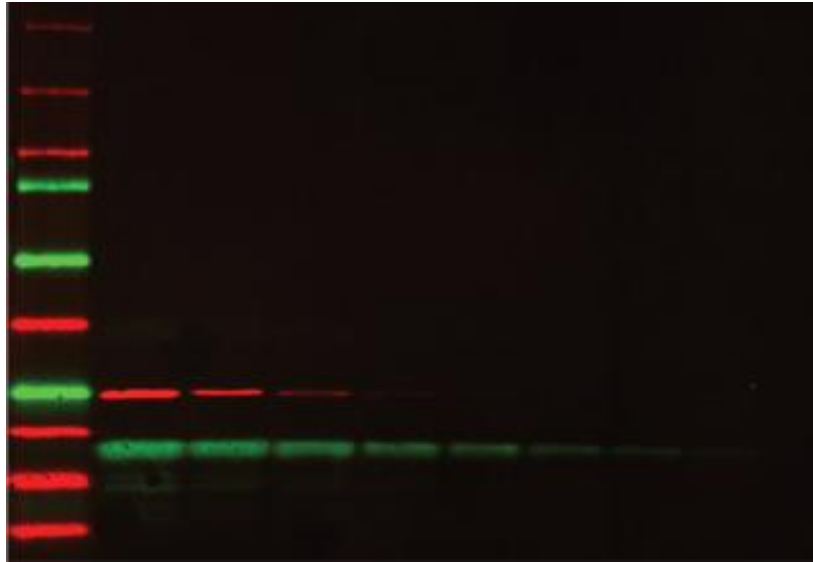


www.nextadvance.com

518.674.3510

NEXT 
ADVANCE
Innovative Lab Products for the Life Sciences

Step 8 – Analyze blot



Blot is ready for analysis




www.nextadvance.com

518.674.3510

NEXT 
ADVANCE
Innovative Lab Products for the Life Sciences

Step 9 – Clean up



Store recovered reagent and empty waste



www.nextadvance.com

518.674.3510

NEXT 
ADVANCE
Innovative Lab Products for the Life Sciences



Toss your timer! The *NEW* Freedom Rocker **BlotBot** does the work...so you don't have to.



www.nextadvance.com

518.674.3510

NEXT 
ADVANCE
Innovative Lab Products for the Life Sciences